




colegio
**SAN JOSÉ
DE CALASANZ**
Educación Infantil

THE VERY HUNGRY CATERPILLAR
4 AÑOS

THE VERY HUNGRY CATERPILLAR

by Eric Carle



4 AÑOS



LESSON 1

MATERIALS:

- Book "The Very Hungry Caterpillar"
- Caterpillar
- Caterpillars of different colours

HOW TO DO IT:


- Introducing the story (Mystery Box)
 - Do you know what this is?
 - Is it a lion/elephant/horse/fly?
 - What colour is it?
 - How many eyes/legs/ears has it got?
 - Does it run/jump/swim?
- Tell the story
- Ask questions about the story

VOCABULARY:

- | | |
|---------------|-------------|
| • Colours | • Day/Night |
| • Fruits | • Fat |
| • Food | • Leaf |
| • Caterpillar | • Moon |
| • Cocoon | • Egg |
| • Butterfly | • Sun |
| • Hungry | |
| • Tiny/Big | |

STRUCTURE:

- What...?
- How many...
- On (day of the week)...
- But...
- Are you hungry?





LESSON 2

MATERIALS:

- Song
 - Caterpillar, caterpillar, nursery song for kids
 - Once I was a caterpillar
- Red, yellow, green and purple card
- Glue
- Pricker

VOCABULARY:

- Colours
- Antennas
- Eyes
- Red
- Yellow
- Green
- Purple
- Circle
- Rectangle

HOW TO DO IT:

- Sing the song with mimics
- Make the caterpillar crown:
 - Prick the different parts of the crown
 - Glue them

STRUCTURE:

- Let's sing a song
- Prick...
- Glue...
- Take the...
- Tidy up!





LESSON 3

MATERIALS:

- Colour song
 - “I See Something Blue”
 - “I See Something Pink”
- Objects in class
- Telescope

VOCABULARY:

- Colours
 - Blue
 - Yellow
 - Red
 - Purple
 - Pink
 - Orange
 - Brown
 - Green
- Telescope

HOW TO DO IT:

- Sing the colours songs
- I spy with my little eye... with the telescope

STRUCTURE:

- I spy with my little eye something...
- I see...





LESSON 4

MATERIALS:

- Colour song
 - “I See Something Blue”
 - “I See Something Pink”
- Pipe cleaners
- Beads

HOW TO DO IT:

- Remember the colour song
- Each child makes their own caterpillar using the beads and the pipe cleaners
- They will show their caterpillar and explain the colours they have used

VOCABULARY:

- Colours
 - Blue
 - Yellow
 - Red
 - Purple
 - Pink
 - Orange
 - Brown
 - Green

STRUCTURE:

- Let's sing a song
- Glue...
- Take the...
- This is...
- Tidy up!





LESSON 5

MATERIALS:

- Book "The Very Hungry Caterpillar"
- Caterpillar
- Food pictures

HOW TO DO IT:

- Remember the story
- Tell the story and wait for them to complete the words you want to say.

VOCABULARY:

- | | |
|---------------|-------------|
| • Colours | • Day/Night |
| • Fruits | • Fat |
| • Food | • Leaf |
| • Caterpillar | • Moon |
| • Cocoon | • Egg |
| • Butterfly | • Sun |
| • Hungry | |
| • Tiny/Big | |

STRUCTURE:

- What...?
- On (day of the week) the caterpillar ate a/an...
- But...





LESSON 6

MATERIALS:

- Mystery Box
- Fruits
- I spy worksheet

HOW TO DO IT:

- The children have to guess what's in the Mystery Box touching the things inside it
- Classify the food by colours
- Count the different types of fruits and food and write it down


VOCABULARY:

- | | |
|--------------|--------------|
| • Apple | • Cheese |
| • Pear | • Salami |
| • Plum | • Lollipop |
| • Strawberry | • Pie |
| • Orange | • Sausage |
| • Cake | • Cupcake |
| • Ice-cream | • Watermelon |
| • Pickle | |
| • Blue | • Orange |
| • Purple | • Brown |
| • Pink | • Yellow |
| • Green | |
| • Red | |

STRUCTURE:

- I spy...
- What...?
- How many...?

Fruit and Vegetable I Spy





LESSON 7

MATERIALS:

- White card
- Paint of different colours
- Brushes
- Pricker

HOW TO DO IT:

- Each group of children will make a fruit with a big card and paint

VOCABULARY:

- | | |
|--------------|--------------|
| • Apple | • Cheese |
| • Pear | • Salami |
| • Plum | • Lollipop |
| • Strawberry | • Pie |
| • Orange | • Sausage |
| • Cake | • Cupcake |
| • Ice-cream | • Watermelon |
| • Pickle | |

STRUCTURE:

- Prick...
- Paint...
- What's this?





LESSON 8

MATERIALS:

- Fruits song:
 - Five little fruits
- Food song
 - Do you like?
- Bingo cards
- Marker
- Stickers

HOW TO DO IT:


- Sing the songs
- Play bingo

VOCABULARY:

- Apple
- Banana
- Strawberry
- Orange
- Grape
- Broccoli
- Ice-cream
- Donuts
- Juice
- Popcorn
- Pizza
- Banana

STRUCTURE:

- Let's sing a song
- Do you like...?





LESSON 9

MATERIALS:

- Apron
- Images of the fruits and the food
- Plastic bac
- Card
- Pricker

HOW TO DO IT:

- The teacher will retell the story using the apron and the pictures of food and fruits
- The children will make their own caterpillar:
 - Prick out the mouth and the belly of the caterpillar
 - Stick it in a plastic bag
 - Once he is in the bag, cut a hole in the bag through the hole in his mouth.
 - Fill it with the pictures of the food and fruits

VOCABULARY:

- Fruits
- Food

STRUCTURE:

- What is inside?
- What is this?





LESSON 10

MATERIALS:

- Animal's flashcards

HOW TO DO IT:


- Stick the animal's flashcards on the whiteboard
- The teacher has to describe one of them and the children have to guess what it is.
- After playing a few times the children will be who describes the animals

VOCABULARY:

- Animals
- Big
- Small
- Fat
- Thin
- ...

STRUCTURE:

- What is it?





LESSON 11

MATERIALS:

- Song:
 - Let's go to the zoo
- Dice with animal movements

HOW TO DO IT:

- Sing the song
- The children will throw the dice and they will have to imitate the animal movement
- Make questions about other animals which move like the ones in the dice

VOCABULARY:

- Stomp
- Elephant
- Jump
- Kangaroo
- Swing
- Monkey
- Waddle
- Penguin
- Slither
- Snake
- Swim
- Polar bear

STRUCTURE:

- Let's sing a song
- How..?
- Let's...





LESSON 12

MATERIALS:

- Green grapes
- Strawberries
- Clove
- Skewer

HOW TO DO IT:

- Each child has to put the grapes and the strawberry through the skewer
- Finally they will have made a caterpillar

VOCABULARY:

- Grapes
- Strawberry

STRUCTURE:

- Let's make a caterpillar

